









Sable 625-640w

High efficiency monofacial modules

TOPCon 182mm

• TOPCon MODULE ADVANTAGE

-  Multi-Busbar technology
-  Superior load capacity
-  High module efficiency
-  Excellent low-light performance
-  Lower annual attenuation
Longer warranty
-  Low BOS and LCOE
-  Reduce hot spot effect
-  Higher bifaciality

• QUALITY SYSTEM

ISO9001 / ISO14001 / ISO45001

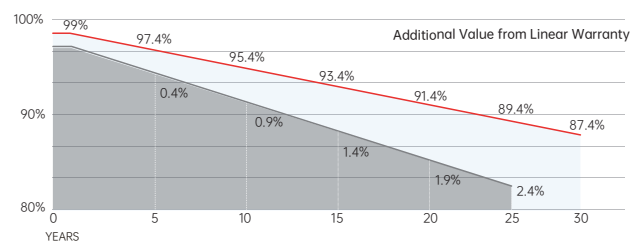
• PRODUCT CERTIFICATION



• INSURANCE

PICC

• WARRANTY



15 YEARS Guarantee on product material and workmanship

30 YEARS Linear power output warranty



SERAPHIM ENERGY GROUP CO., LTD.

Add: NO.18, Shichuan Road, Jinzhai Economic Development Zone, Lu'an City, Anhui Province
Tel: +86-564-7736177 Email: info@seraphim-energy.com

Electrical Characteristics

Module Type	SRP-625-BTZ-HV		SRP-630-BTZ-HV		SRP-635-BTZ-HV		SRP-640-BTZ-HV	
	STC	NOCT	STC	NOCT	STC	NOCT	STC	NOCT
Maximum Power at STC (Pmp)	625	470	630	474	635	478	640	482
Open Circuit Voltage (Voc)	56.24	53.43	56.44	53.62	56.64	53.81	56.84	54.00
Short Circuit Current (Isc)	14.01	11.21	14.07	11.26	14.13	11.30	14.19	11.35
Maximum Power Voltage (Vmp)	46.93	44.11	47.13	44.32	47.31	44.50	47.49	44.69
Maximum Power Current (Imp)	13.32	10.66	13.37	10.70	13.43	10.74	13.48	10.79
Module Efficiency at STC(ηm)	22.36		22.54		22.72		22.90	
Power Tolerance(W)	(0, +4.99)							
Maximum System Voltage	1500V DC							
Maximum Series Fuse Rating	25 A							

STC: Irradiance 1000 W/m² module temperature 25°C AM=1.5
Power measurement tolerance: +/-3%

Temperature Characteristics

Pmax Temperature Coefficient	-0.29 %/°C
Voc Temperature Coefficient	-0.25 %/°C
Isc Temperature Coefficient	+0.046 %/°C
Operating Temperature	-40 ~ +85 °C
Nominal Operating Cell Temperature(NOCT)	45±2 °C

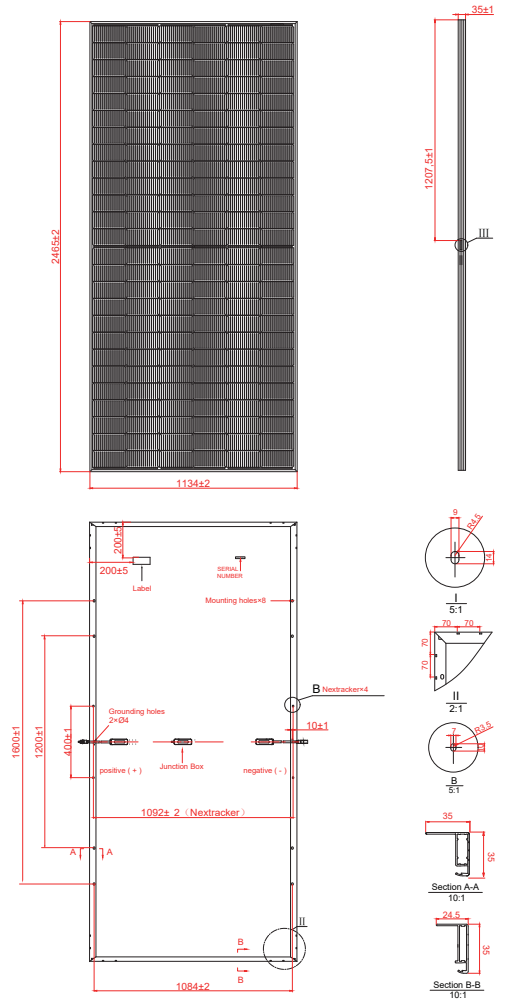
Mechanical Specifications

External Dimensions	2465 x 1134 x 35 mm
Weight	29.5 kg
Solar Cells	TOPCon 182×91 mm (156 pcs)
Front Glass	3.2mm AR coating tempered glass, low iron
Frame	Anodized aluminium alloy
Junction Box	IP68, 3 diodes
Output Cables	4.0mm ² , 250mm(+)/350mm(-) or Customized Length
Mechanical Load	Front side 5400Pa/ Rear side 2400Pa

Packing Configuration

	2465 x 1134 x 35 mm	
Container	20'GP	40'HQ
Pieces per Pallet	31	31
Pallets per Container	4	16
Pieces per Container	124	496

For details, please consult SERAPHIM.



I-V Curve

